

EFVS approach and landing concept

F. Arenas Alvariño – *Air Ops Senior Expert*
Project manager RMT.0379.

Workshop

EASA - Cologne – 24 October 2022



Your safety is our mission.



1. **Part 1: General concept of EVS, EFVS and terms used.**
 - Visual advantage, instrument approach segment, visual approach segment..etc.
2. **Part 2: Types of equipment**
 - CS-AWO issue 1: EVS and EVS with operational credits (before 2022)
 - CS-AWO issue 2: EVS vs EFVS and EFVS-A or EFVS-L (after 2022).
3. **Part 3: What types of operations can you fly with those equipment?**
 - Without specific approval – EFVS 200.
 - With specific approval – EFVS A or EFVS L.



Part 1

1. **Part 1: General concept of EVS, EFVS and terms used.**
 - Visual advantage, instrument approach segment, visual approach segment..etc.
2. **Part 2: Types of equipment**
 - CS-AWO issue 1: EVS and EVS with operational credits (before 2022)
 - CS-AWO issue 2: EVS vs EFVS and EFVS-A or EFVS-L (after 2022).
3. **Part 3: What types of operations can you fly with those equipment?**
 - Without specific approval – EFVS 200.
 - With specific approval – EFVS A or EFVS L.



Enhanced Vision System



'**enhanced vision system (EVS)**' is an electronic means to provide the flight crew with a real-time image of the actual external scene topography (the natural or man-made features of a place or region especially in a way to show their relative positions and elevation) through the use of imaging sensors;

NO operational credits are allowed.





Enhanced Flight Vision System




Enhanced Flight Vision System (EFVS) is an electronic means to provide the flight crew with a real-time sensor-derived or enhanced display of the external scene topography (the natural or man-made features of a place or region especially in a way to show their relative positions and elevation) through the use of imaging sensors; an EFVS is integrated with a flight guidance system and is implemented on a head-up display or an equivalent display system; if an EFVS is certified according to the applicable airworthiness requirements and an operator holds the necessary specific approval (when required), then it may be used for EFVS operations and may allow operations with operational credits;

An EFVS is an EVS that is integrated with a **flight guidance system**, which presents the image from sensors to the pilot on a **head-up display (HUD)** or equivalent display





Combined Vision System (CVS)





Enhanced Flight Vision Systems EFVS (EVS + HUD/HMD)

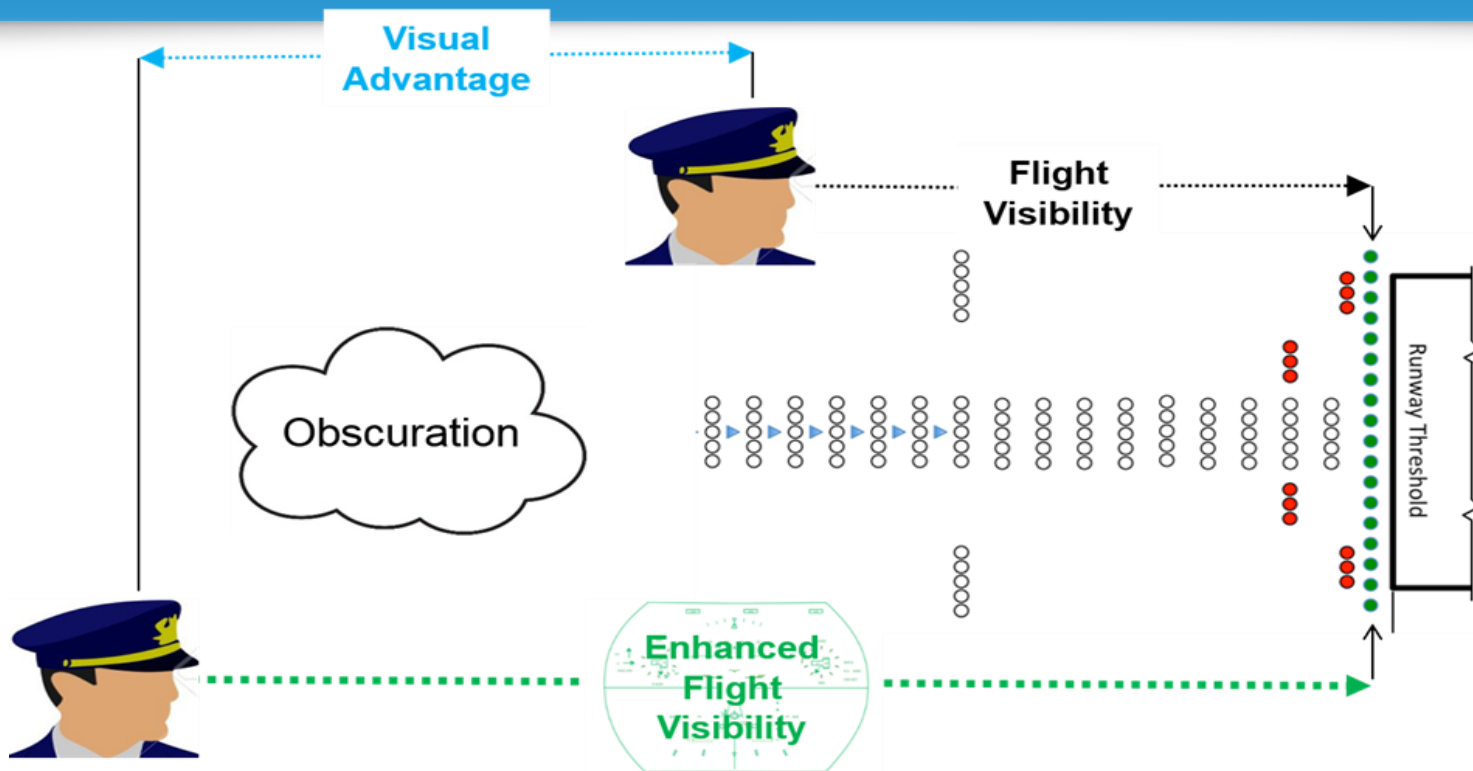
The EFVS enhances a pilot's ability to safely fly an aircraft by providing increased flight visibility for improved situation awareness and for ops credit.

Allows a pilot to identify runway lights and ground features under low visibility conditions and at night by adjusting to current conditions in real time to maintain optimal detection capability





Visual advantage depiction



For the purposes of quantifying the visual advantage of the EFVS, enhanced flight visibility is the calculated **slant range** at which the pilot can first detect a visual reference



- EFVS Operational Credit is the ability to **dispatch** or **begin an approach** when weather is reported to be BELOW the authorized IAP visibility minimums.
- The concept of operational credits is based on a total system approach:
 - enhance equipment in the aircraft, in conjunction with equal ground infrastructure allows lower minima, or
 - Enhance equipment in the aircraft, in conjunction with a standard minima allows lower ground infrastructure in the airport



Visual advantage concept - definitions

➤ Enhanced Flight Visibility:

➤ average forward horizontal distance (slant), from the cockpit of an aircraft in flight, at which prominent topographical objects may be clearly distinguished and identified by day or night by a pilot using an enhanced flight vision system

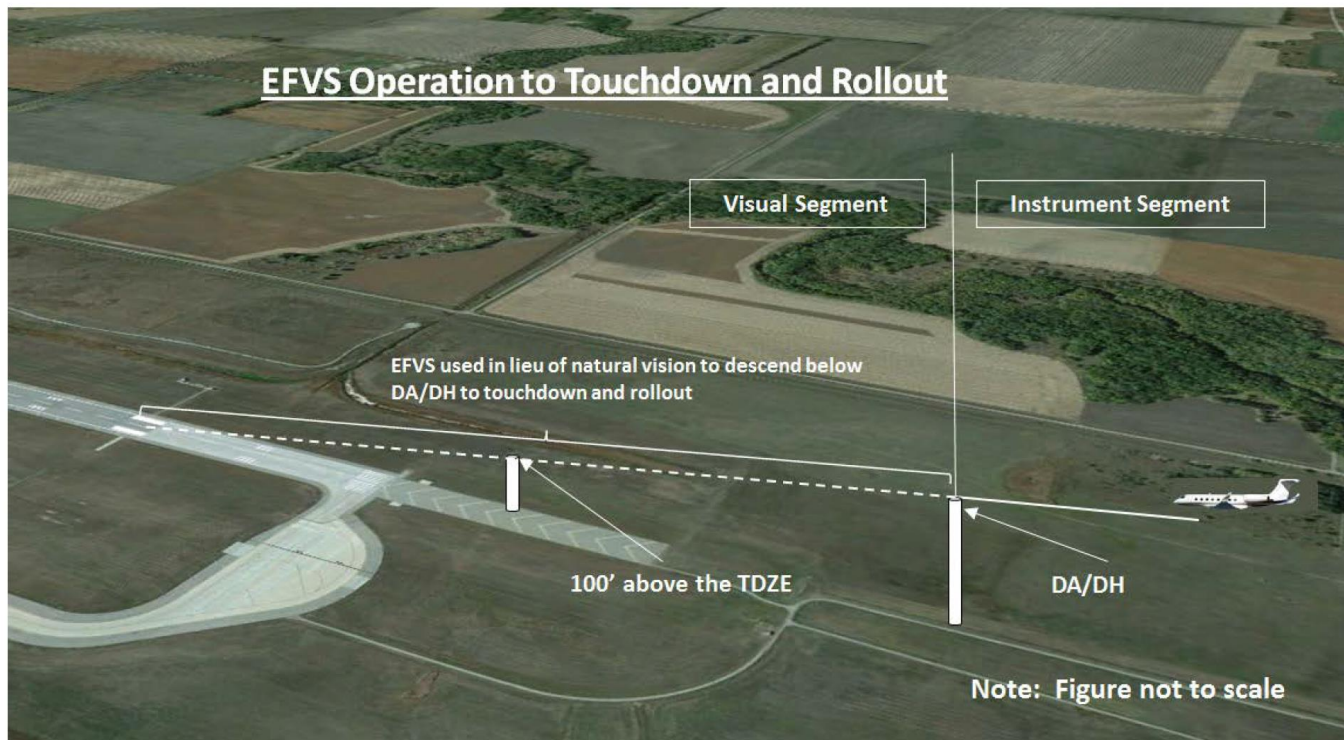
➤ Visual Advantage:

➤ difference between the enhanced flight visibility and the flight visibility.

➤ Enhanced Visibility Factor (EVF): Visual Advantage (VA) divided by the Enhanced Flight Visibility.



Visual segment VS Instrument segment.





Part 1

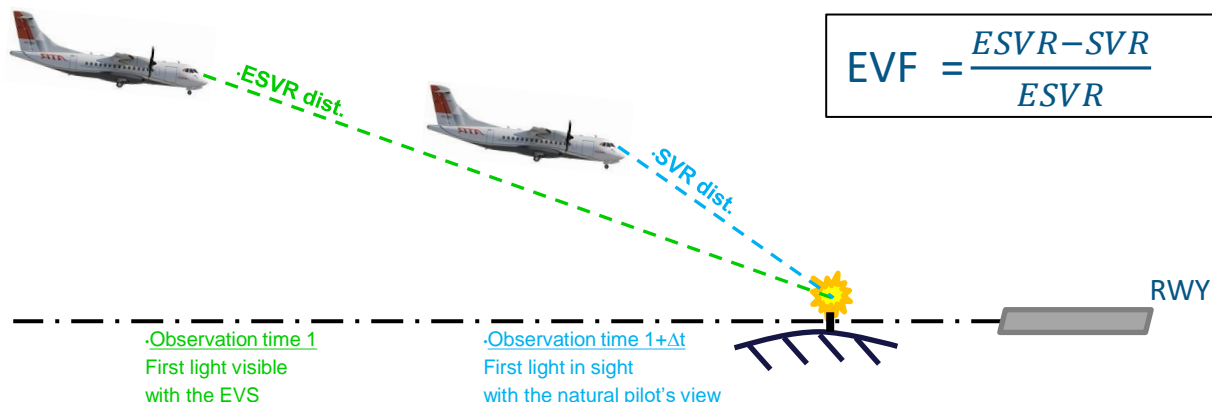
1. Part 1: General concept of EVS, EFVS and terms used.
 - Visual advantage, instrument approach segment, visual approach segment..etc.
2. **Part 2: Types of equipment**
 - CS-AWO issue 1: EVS and EVS with operational credits (before 2022)
 - CS-AWO issue 2: EVS vs EFVS and EFVS-A or EFVS-L (after 2022).
3. Part 3: What types of operations can you fly with those equipment?
 - Without specific approval – EFVS 200.
 - With specific approval – EFVS A or EFVS L.



Visual Advantage assessment

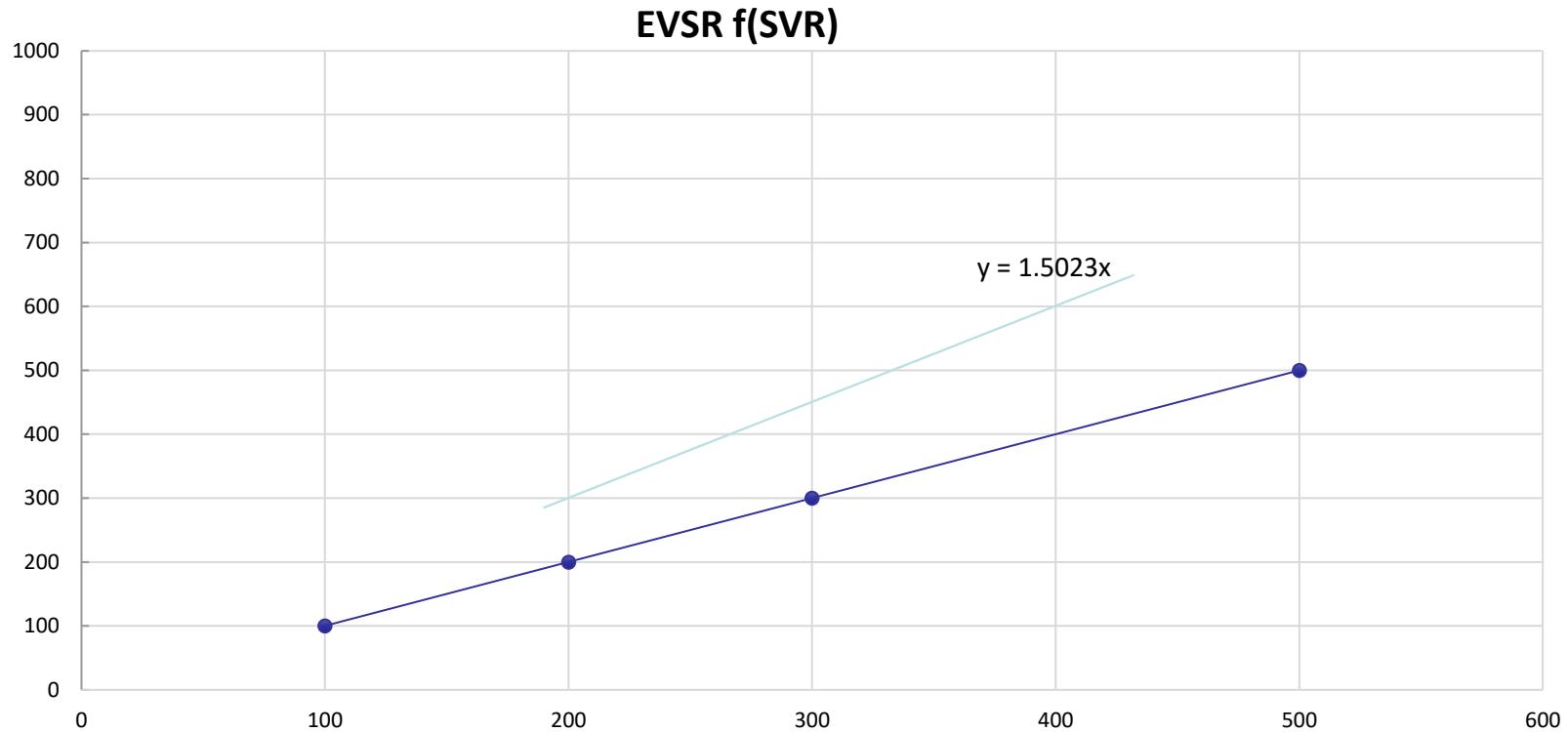
- VISUAL ADVANTAGE (VA) – The calculated difference between the enhanced flight visibility and the flight visibility.

- ENHANCED VISIBILITY FACTOR (EVF) - The Visual Advantage divided by the Enhanced Flight Visibility. The documented Enhanced Visibility Factor should be rounded to the nearest 100th (for example 0.34).



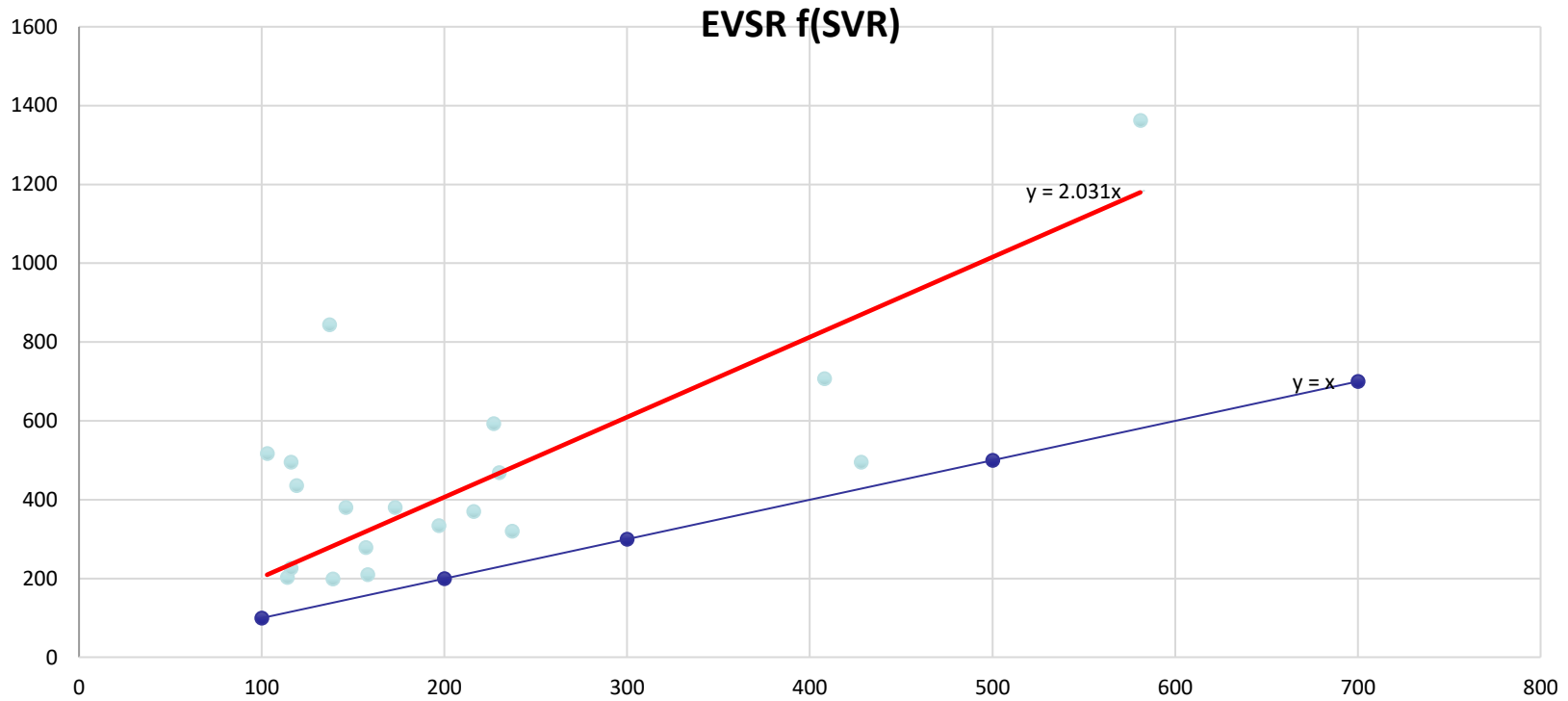


EVSR as function of SVR - EVF= 0.33 (example)



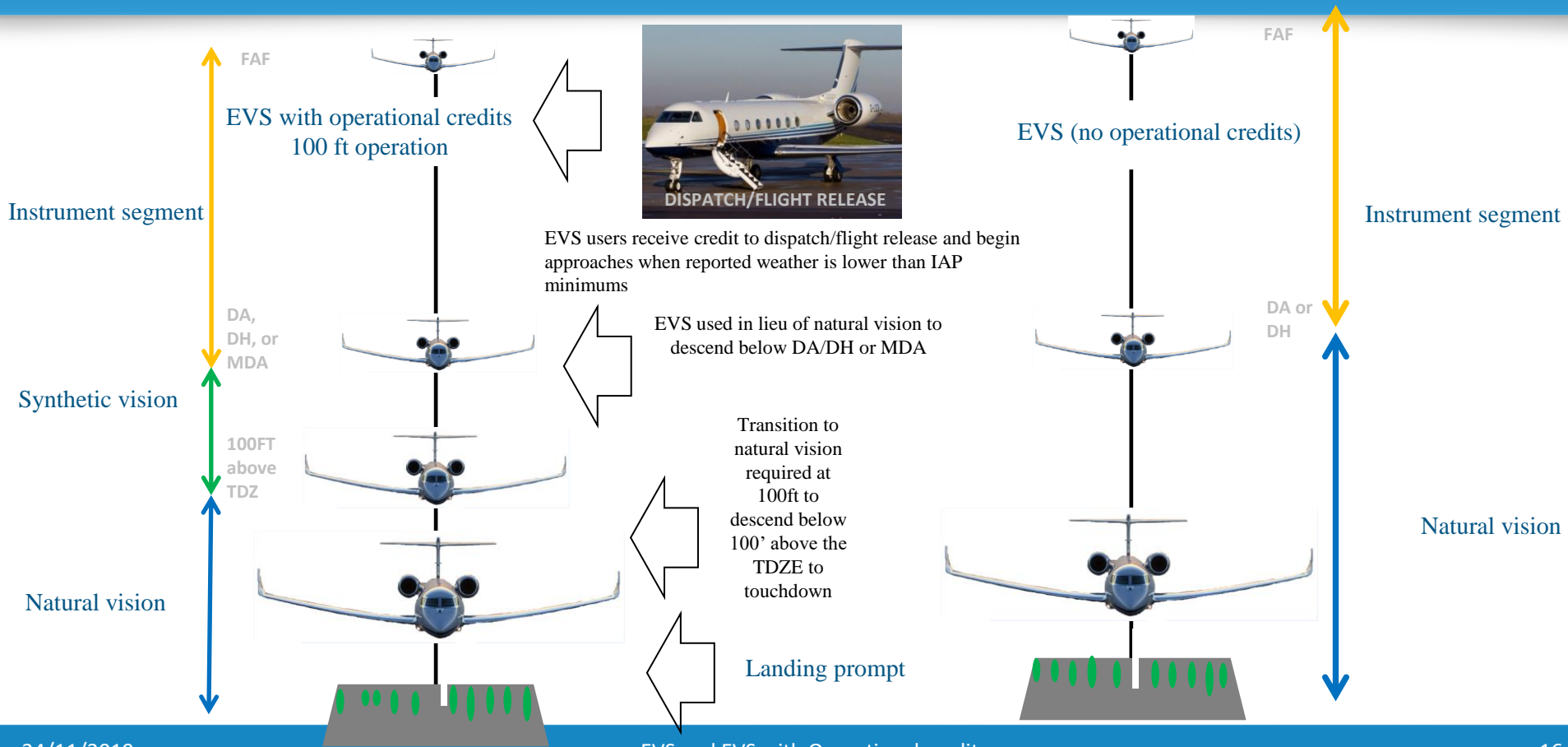


EVSR as function of SVR (EVF=0.5) - example



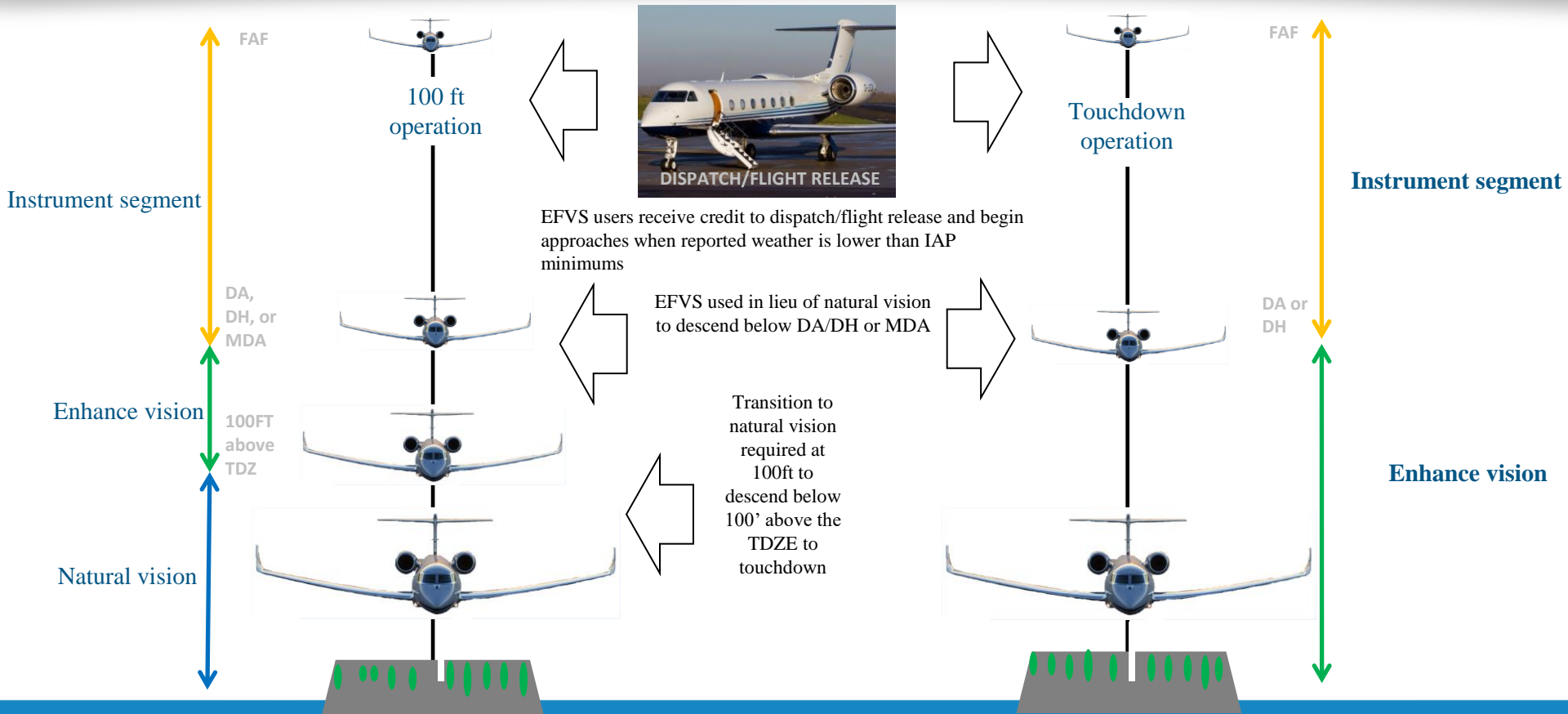


EVS and EVS with operational credits (CS-AWO issue 1)





EFVS OPERATIONS (EFVS -A and EFVS-L) (CS-AWO issue 2)





Part 1

1. Part 1: General concept of EVS, EFVS and terms used.
 - Visual advantage, instrument approach segment, visual approach segment..etc.
2. Part 2: Types of equipment
 - CS-AWO issue 1: EVS and EVS with operational credits (before 2022)
 - CS-AWO issue 2: EVS vs EFVS and EFVS-A or EFVS-L (after 2022).
3. Part 3: What types of operations can you fly with those equipment?
 - Without specific approval – EFVS 200.
 - With specific approval – EFVS A or EFVS L.

EFVS 200 feet. Detailed explanation.

→ Applicability:

- Part - CAT (Commercial air transport)
- Part - NCC (Non – commercial complex motor power)
- Under discussion - SPO (Specialised operations)
 - NCO is EXCLUDED.

→ Background

- Federal aviation administration - Part 91
- ICAO latest proposed amendment to Attachment H of Annex 6.
 - Operational credits.
- Use – CAT I approaches with higher minima (e.g. Alicante, Biarritz...)
 - Non-precision approach

EFVS 200 feet. Detailed explanation.



Pre-approval NOT required.
Straight in approach only (+- 3degrees).
Normal change to OPS manual + Training of the pilots.

App ban:
Check RVR
above 550m or
1/3 whichever
is higher



MDH/DA (Minima): Visual with
Runway through EFVS

G/A



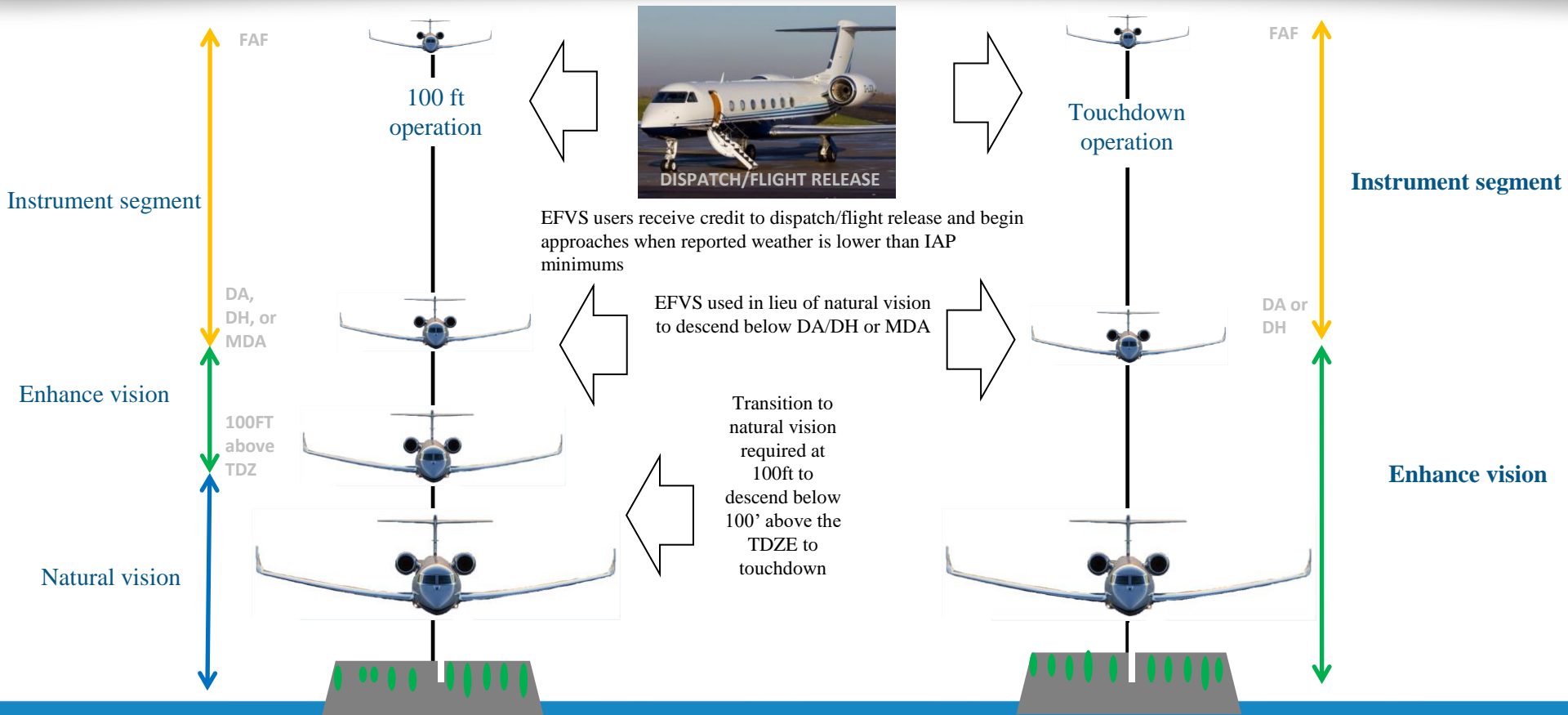
At 200ft Natural vision

No natural
vision with the
Runway: G/A





EFVS OPERATIONS (EFVS -A and EFVS-L) (CS-AWO issue 2)

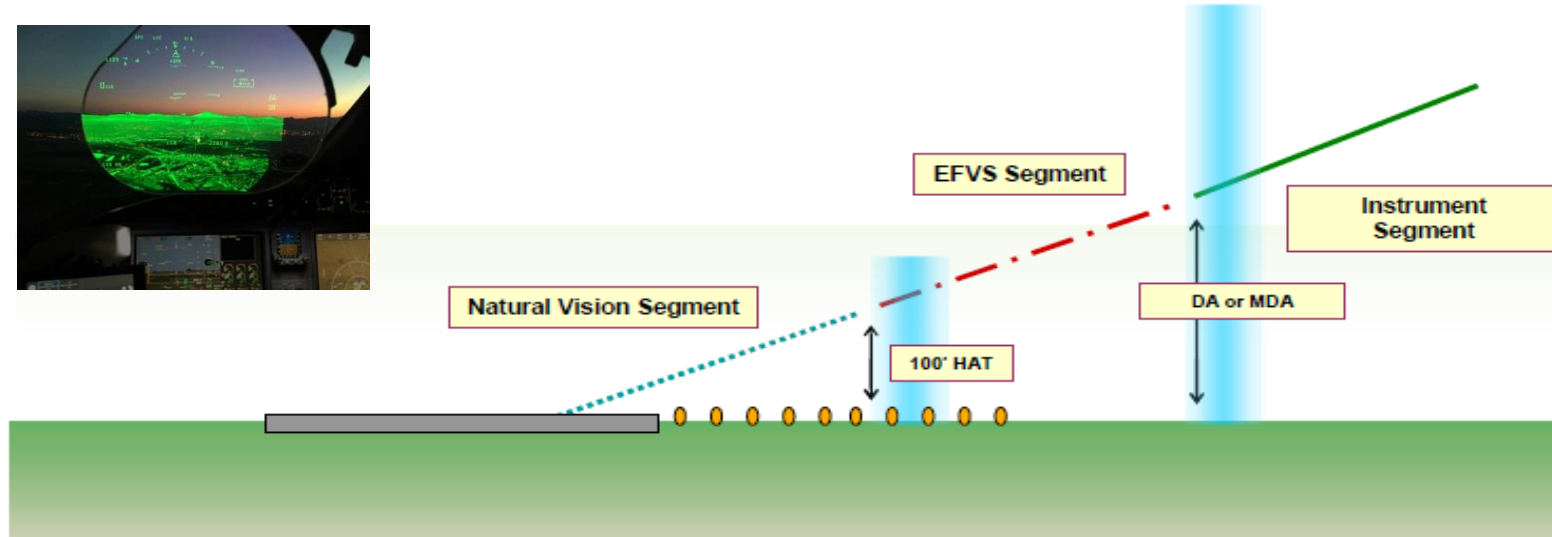




EFVS APPROACH concept (100 ft as DH)

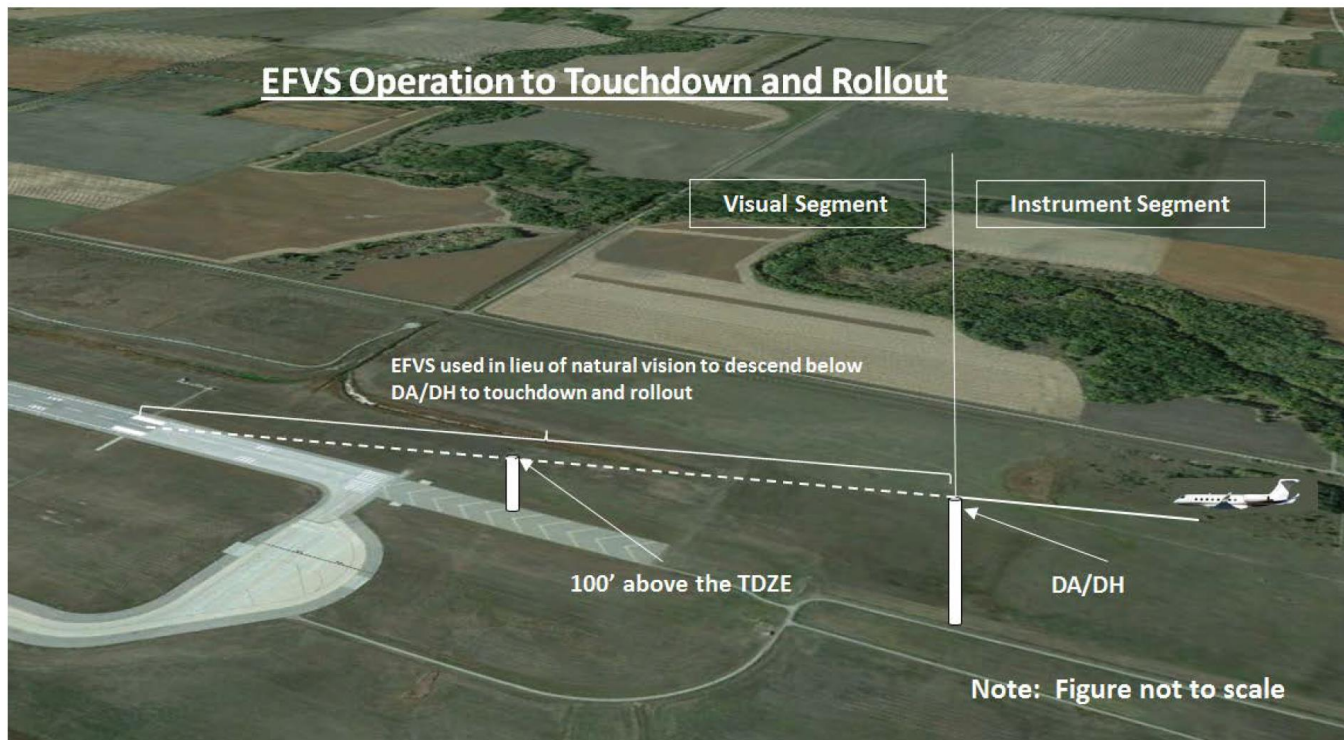
Operational Concept for EFVS

At 100' HAT visual references (see AMC1 CAT.OP.MPA.305(e)) must be distinctly visible and identifiable (lighting, marking) without reliance on EVS





EFVS – Landing (no DH with 300 m as RVR limitation)



END

easa.europa.eu/connect



Your safety is our mission.

An Agency of the European Union 

**Thank you for your
attention**

Questions?



**Workshop
EASA - Cologne**

easa.europa.eu/connect



Your safety is our mission.

An Agency of the European Union 



- An operation that requires the use of an EFVS to provide enhanced flight visibility to perform the visual segment of an instrument approach procedure.
- The EVFS operation concept is to mitigate currently required ground infrastructure for Low visibility (CAT II/III ILS, etc.) by use of airborne systems.
- EFVS operations needs an EFVS certified equipment (CS-AWO issue 2) or an EVS with operational credits certified equipment (CS-AWO issue 1 subject to NAA approval).



Part 1

1. Part 1: General concept of EVS, EFVS and terms used.
 - Visual advantage, instrument approach segment, visual approach segment..etc.
2. Part 2: Types of equipment
 - CS-AWO issue 1: EVS and EVS with operational credits (before 2022)
 - CS-AWO issue 2: EVS vs EFVS and EFVS-A or EFVS-L (after 2022).
3. Part 3: What types of operations can you fly with those equipment?
 - Without specific approval – EFVS 200.
 - With specific approval – EFVS A or EFVS L.
4. Part 4: discussion. Future applications.



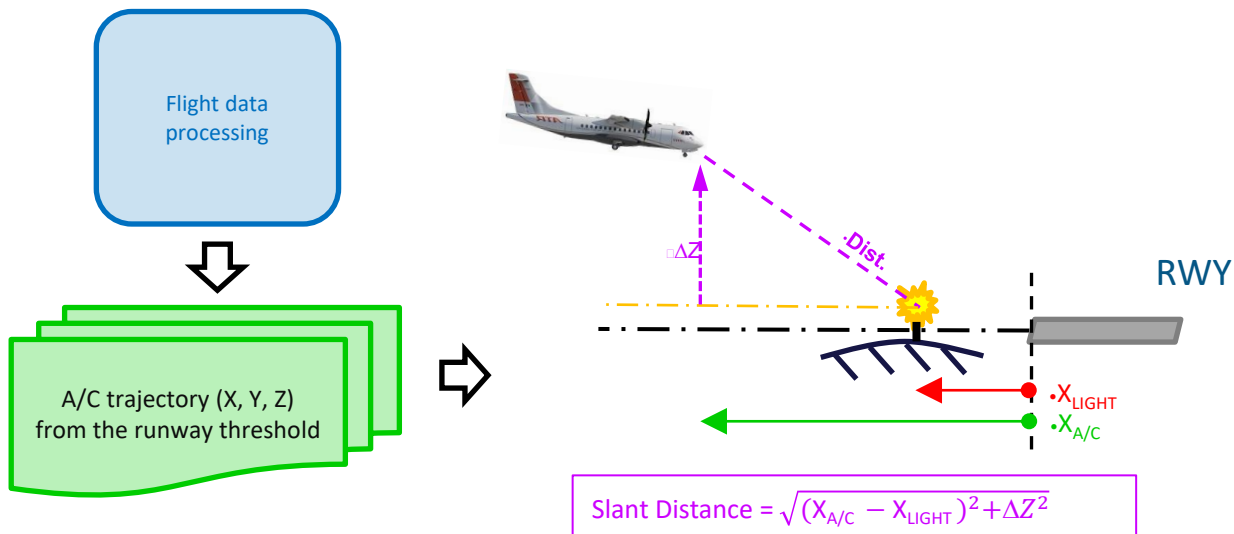
Guidance for EFVS performance demonstration (AC 20-167B)

- EFVS performance demonstrated in fog will be used to describe the EFVS visual advantage in all reported weather conditions.
- The data used to quantify the visual advantage should be collected in conditions that result in a reported or measured visibility equal to or less than 1400 feet RVR or $\frac{1}{4}$ SM of prevailing visibility.
- The data set should include a minimum of 10 approaches from at least 2 different airports.
- Accurate measuring of inflight visibility and enhanced flight visibility will likely require post flight analysis of recorded data.
 - For the measurement of enhanced flight visibility, the applicant should use imagery, as close to what is displayed to the pilot on the HUD as possible.



Visual Advantage assessment

METHOD of A/C TRAJECTOGRAPHY





- ▶ In the AFM, the demonstrated visual advantage will be in terms of the system's eligibility to reduce the IAP visibility requirement by no more than 25%, 33%, or 50%.
- ▶ AC 20-167B (draft)
 - ▶ Systems with a demonstrated EVF of 0.33 to 0.49 are eligible for a 33% reduction in visibility requirements offered by the operator's authorization.
 - ▶ Systems with a demonstrated EVF of 0.50 or greater are eligible for a 50% reduction in visibility requirements offered by the operator's authorization.




AFM entry to cater for the Visual Advantage

- For EFVS Approach (100 ft ops credit):
 - The installed EFVS system demonstrated visual advantage sufficient to meet the criteria of AMC No 6 AIR-OS Part SPA.LVO.100 low visibility operations for EFVS operation to 100 ft above TDZE."
- For EFVS – L
 - The above sentence can be updated by reflecting the new rule:
 - e.g. likewise the AC-20167B: "The installed ABC EFVS Landing System demonstrated visual advantage sufficient to reduce the IAP visibility requirements by no more than <25%, 33% or 50%>."



Thanks for your attention. Questions?



Questions?

V. Pennetta FTE – Senior Expert FW

E. Ciofu – Air Ops section manager

F. Arenas Alvariño – Air Ops Senior Expert

C. Garvie – Rulemaking Officer



Business Jets Workshop

EASA - Cologne – 3rd and 4th December 2019

easa.europa.eu/connect



Your safety is our mission.

An Agency of the European Union 

Part II

- Flight standards -

EFVS in operations

EASA update



easa.europa.eu/connect



Your safety is our mission.

An Agency of the European Union 

Overview of the Rulemaking activities

Programing phase

Rule development phase

Proposal

From various sources

Ranking

Decided by stakeholders

EPAS

European plan for aviation safety

RIA

Regulatory Impact Assessment

CRD

OPS + FCL - +900 comments
Helicopters – 225 comments
ADR – less than 200 comments



BIS

Best intervention strategy

Draft EPAS

ToR
Terms of Reference
- 09.12.2015-

NPA

- 13.07.2018-
Helicopter Sept 2019

Opinion

/ Decision...
- 3Q2020-

RMT.0379 - EFVS – Regulatory overview.

→ Regulation (EU) 965/2012. Two regulatory concepts:

→ SPA approval.

→ EFVS 200feet. – New concept with NO Specific approval.

→ Certification Specifications – Aerodromes (CS-ADR)

→ “EFVS ready airport”

→ Certification Specifications AWO – Initial airworthiness

→ EFVS – L and EFVS – A.



CS-ADR regulatory update – RMT.0379

- ADR must publish the ILS classification and performance data.
 - Airport information publication.
- ADR should “declare”(AIP) if they are “EFVS ready.”
 - *“parts of the aerodrome lighting system which are converted to LED”* and
 - approach light switch over time – one second
- Electronic terrain and obstacle data should be provided as default option for Precision approaches below 200 ft.
 - Alternatively precision approach terrain chart iaw ICAO Annex 15.



EFVS – OPS + FCL – Regulatory update

- FCL – NO FCL requirements + NO Licence endorsement.
- Operations – Reg. (EU) 965/2012
 - Annex V – Specific Approval – SPA.LVO.
 - Performance based – IR valid for EFVS-A + EFVS-L.
 - Full use of the Visual advantage at certification – Removal of the fix quantify of 1/3
 - EFVS – Approach operations – AMCs proposed in the NPA.
 - EFVS – Landing operations – NO AMC proposed in the NPA.
 - Possible AMC Currently under discussion.
 - EFVS 200' concept – NO approval
 - Part NCC and Part CAT.



Content and objective

- Present a general overview of
 - Enhanced Flight Vision System (EFVS):
 - EFVS approach and landing concept and operational credit
 - Visual advantage (concept, testing, AFM entry)
 - EFVS regulations ICAO, FAA, TCAA and EASA.
 - ICAO – AWO subgroup of the Flight Ops panel. Update of the AWO manual.
 - Close cooperation with FAA.
 - EASA regulatory update



Visual advantage (VA) – actual situation

- AC 20-167A recommends documenting VA performance but provides no guidance on how and every applicant can propose their own means.
 - Necessity to have a more standardized process to test and document the EFVS performance
-
- EFVS certification guidance AC 20167B (draft) introduces the VA definition and way to measure and document it in the AFM
 - VA is described in terms of Enhanced Visibility Factor (EVF).
 - Updated CS-AWO (NPA 2018-06) will include an AMC for the VA determination and standardized process to document in line with AC 20-167B